

XHRL 12410W

12V 410W

XHRL 12410W is specially designed for high efficient discharge and long life application. Its characteristics are high energy density , small footprint and high discharge efficiency. It can be used for more than 260 cycles at 100% discharge in cycle service, up to 10 years in standby service.

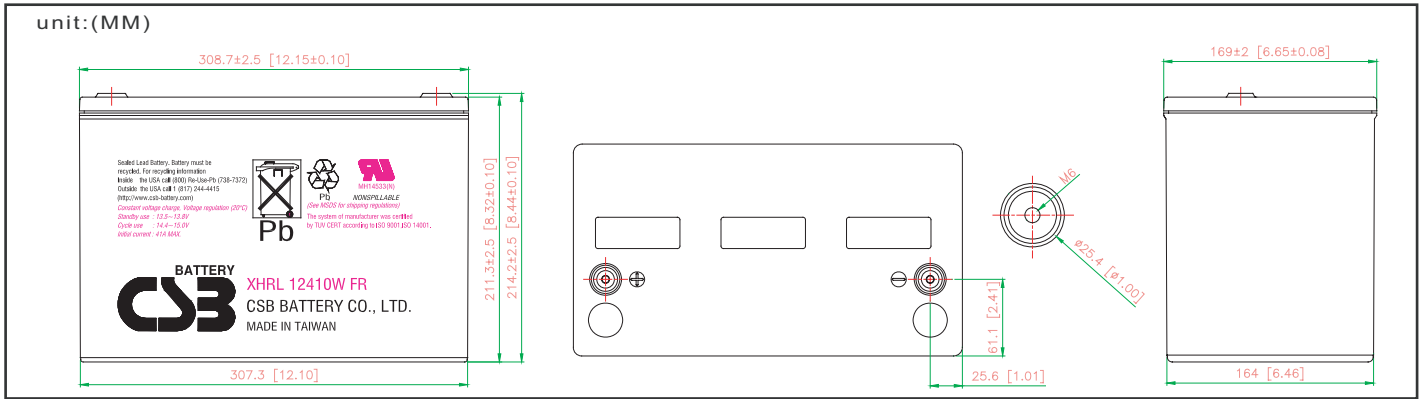


Specification

Cells per unit	6
Voltage per unit	12
Capacity	410W @15 min-rate to 1.67V per cell @25 °C (77°F) 92.2Ah @20hr-rate to 1.75V per cell @25°C (77°F)
Weight	Approx. 31 kg(68.34 lbs)
Maximum Discharge Current	800A(5sec)
Internal Resistance Approx.	Approx. 3.8mΩ
Operating Temperature Range	Discharge: -20°C~50°C (-4°F~122°F) Charge: -20°C~50°C (-4°F~122°F) Storage: -15°C~40°C (5°F~104°F)
Nominal Operating Temperature Range	25°C ±3°C (77°F ±5°F)
Float Charging Voltage	13.5 to 13.8 VDC/unit Average at 25°C (77°F)
Recommended Maximum Charging	41 A
Current Limit	
Equalization and Cycle Service	14.4 to 15.0 VDC/unit Average at 25°C (77°F)
Self Discharge	CSB Batteries can be stored for more than 6 months at 25°C(77°F). Please charge batteries before using. For higher temperatures the time interval will be shorter.
Terminal	12-Thread lead alloy recessed terminal to accept M6 bolt
Container Material	Polypropylene(UL 94-V0/File E50955)*Flammability resistance of (UL 94-HB/File E216959) can be available upon request.

CSB-manufactured batteries are UL-recognized components under UL924 as well as ISO 9001 and ISO 14001 certified.

Dimensions



Constant Current Discharge Characteristics Unit:Amperes(25°C,77°F)

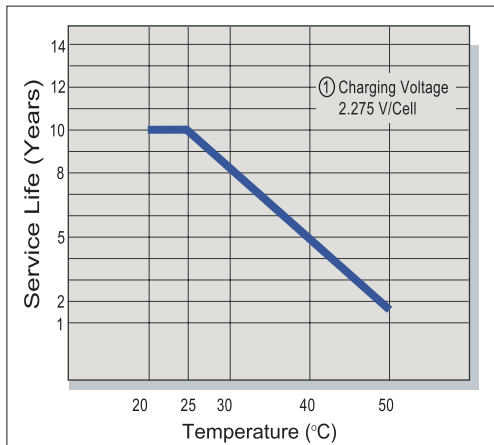
F.V/Time	5MIN	10MIN	15MIN	20MIN	30MIN	40MIN	50MIN	60MIN	90MIN
1.60V	423	296	224	182	133	103	86	75	53
1.67V	390	281	219	178	130	103	86	74	52
1.70V	373	272	214	175	129	101	85	73	52
1.75V	348	256	203	169	124	99	83	72	51
1.80V	319	236	188	158	118	95	80	69	49
1.85V	280	211	170	142	108	87	74	65	45

Constant Power Discharge Characteristics Unit:Watt(25°C,77°F)

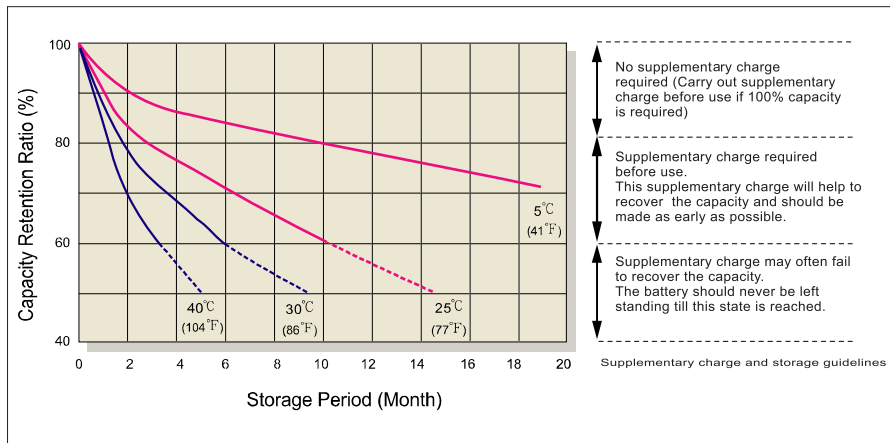
F.V/Time	5MIN	10MIN	15MIN	20MIN	30MIN	40MIN	50MIN	60MIN	90MIN
1.60V	4518	3265	2535	2075	1527	1210	1014	875	622
1.67V	4236	3140	2460	2028	1506	1194	1000	873	617
1.70V	4092	3069	2437	2009	1489	1177	991	863	608
1.75V	3810	2904	2317	1950	1445	1161	977	847	600
1.80V	3528	2697	2177	1824	1393	1114	940	836	581
1.85V	3191	2437	1990	1671	1276	1042	883	791	546

● All mentioned values are average values.

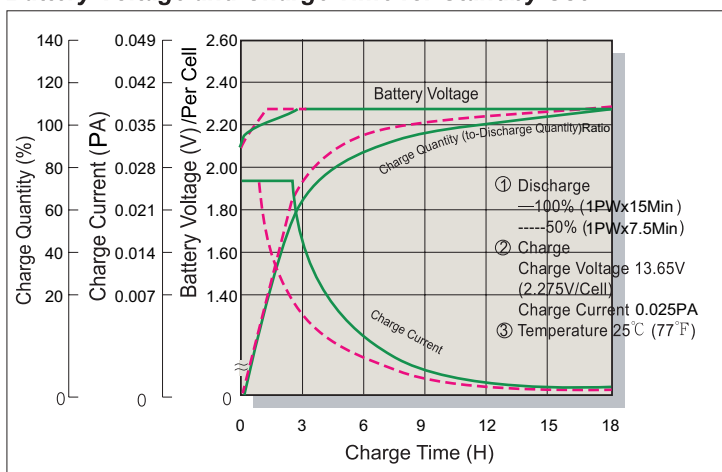
Trickle (or Float) Service Life



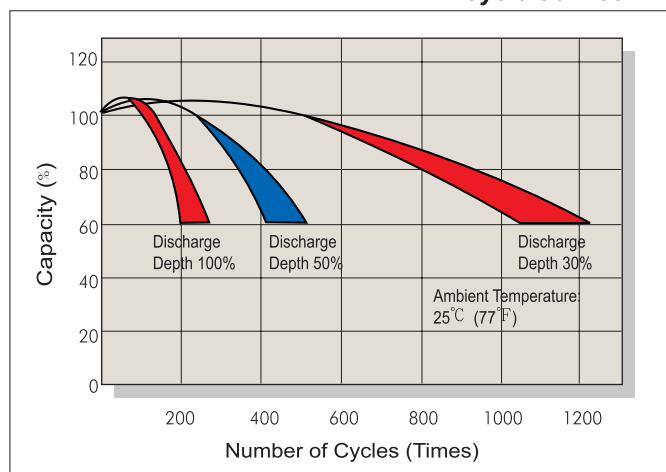
Capacity Retention Characteristic



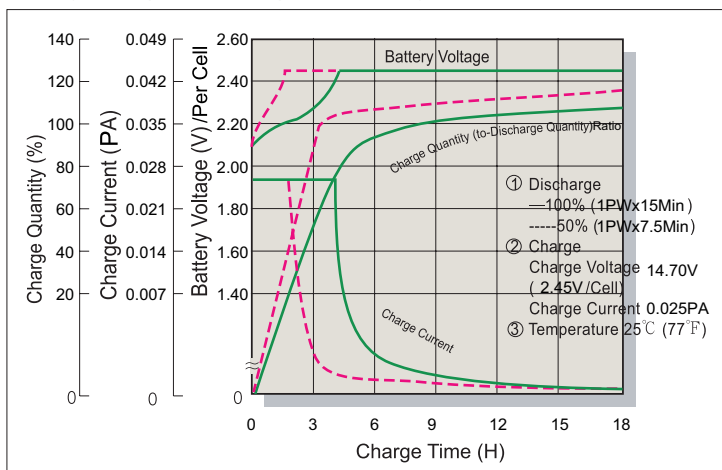
Battery Voltage and Charge Time for Standby Use



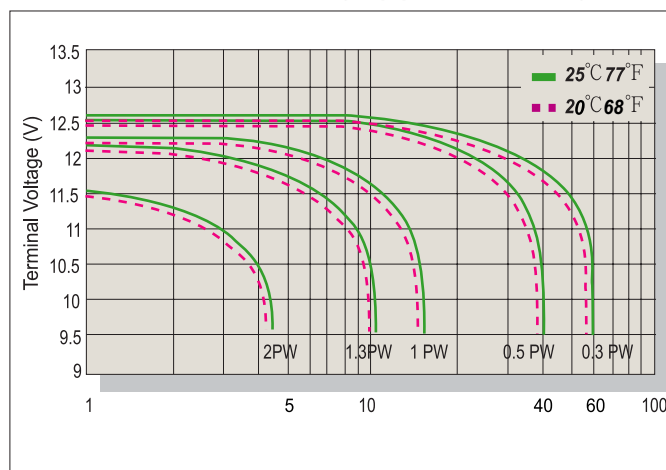
Cycle Service Life



Battery Voltage and Charge Time for Cycle Use



Terminal Voltage (V) and Discharge Time



Charging Procedures

Application	Charge Voltage(V/Cell)			Max.Charge Current
	Temperature	Set Point	Allowable Range	
Cycle Use	25°C(77°F)	2.45	2.40~2.50	0.1PA
Standby	25°C(77°F)	2.275	2.25~2.30	

Discharge Current VS. Discharge Voltage

Final Discharge Voltage V/Cell	1.75	1.70	1.60	1.30
Discharge Power(W)	0.1P>(W)	0.1P≤(W)<0.25P	0.25P≤(W)<1.0P	(W)≥1.0P

Sales Office URL: WWW.CSB-BATTERY.COM

CSB BATTERY CO., LTD.
TAIWAN OFFICE
Tel: +886-2-2555-5600
Fax: +886-2-2555-3300
E-mail: service@csb-battery.com.tw

CSB BATTERY TECHNOLOGIES (BEIJING) CO., LTD.
BEIJING OFFICE
Tel: +86-10-59621300/59621301/59621302/59621303
Fax: +86-10-59621304
mail: chinasis@csb-battery.com

CSB BATTERY TECHNOLOGIES, INC
USA OFFICE
Tel: +1-817-244-7777/1-8003 CSBUSA(272872)
Fax: +1-817-244-4445
E-mail: csb@csb-battery.com

CSB BATTERY LOGISTICS (SHANGHAI) CO., LTD.
SHANGHAI OFFICE
Tel: +86-21-5046-1622, 5046-0833
Fax: +86-21-5064-3314
E-mail: chinasis@csb-battery.com

CSB BATTERY OF NETHERLANDS B.V
NETHERLANDS OFFICE
Tel: +31(0) 180 418 140
Fax: +31(0) 180 418 327
E-mail: eurosales@csb-battery.com

CSB BATTERY LOGISTIC (SHANGHAI) CO., LTD.
SHENZHEN OFFICE
Tel: +86-755-8831-6488/6396/16356
Fax: +86-755-8831-6548
mail: she@csb-battery.com.cn